

Draft Document

City of Wildwood White Tailed Deer Management Plan

INTRODUCTION

While the white-tailed deer is highly valued by many residents of the City of Wildwood, as the deer and resident population of Wildwood have continued to grow over the years, the number of conflicts and subsequent complaints to City Hall has increased as well. The concern over the increasing deer population in the City of Wildwood, and resultant damage to landscaping, and increased vehicle-deer collisions, has been on the agenda of the Board of Public Safety on numerous occasions. This has led to consultation with the Missouri Department of Conservation (MDC) about the issue. The MDC has provided much support, technical expertise, and specific recommendation to living with deer and controlling the population. More recently, with encouragement from the MDC, the City has completed two deer density studies, which were completed by the Wildwood Precinct Police during 2018 and 2020. These studies have found that the deer density within the City is about four (4) times higher than desirable.

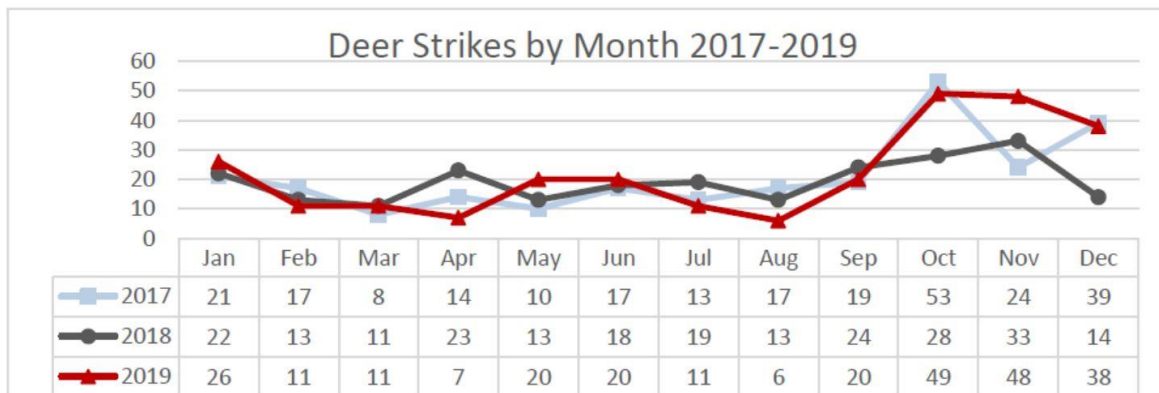
After evaluation of the 2018 deer density study, the Board of Public Safety approved a motion to forward a recommendation to the City Council in September 2018, requesting that the City Council appoint a citizen committee to develop a deer management program for the City of Wildwood, with the goal of reducing the deer population from approximately 80 deer / square mile to a safer level over several years. This request was considered by the City Council at their meeting on September 24, 2018, however, at that meeting, a motion was approved that the deer management plan be prepared by a subcommittee of the Board of Public Safety. Thus, the Deer Management Subcommittee of the Board of Public Safety was formed in 2019 to prepare the plan.

PROBLEM

Historically, Wildwood's deer density has been around 15-20 deer per square mile. However, based on the City's 2020 survey of deer density, the deer population has been estimated to be 71.5 deer per square mile within a 30.5 square mile area of the city. (This assumes a confidence interval of 58-87 deer per square mile.) Studies have shown that a deer population density of this magnitude will result in an increase in human-deer conflicts, increased resident complaints, damage to landscaping, as well as other negative environmental consequences, such as a suppression in the regeneration of oaks, hickories, and spring ephemerals, due to deer browsing.

Another direct indicator of deer population is the number of deer-vehicle incidents recorded in the City of Wildwood. In 2019, the Wildwood Precinct Police reported that there were 267 deer - motor vehicle strikes within City limits. These strikes pose a direct threat to the safety and welfare of motorists traveling throughout the City of Wildwood.

Deer Related Incidents by Year					
	2015	2016	2017	2018	2019
Deer Euthanized	55	45	40	50	66
Deer Struck (No Report)	187	156	193	178	223
Deer Struck (Crash Report)	48	58	59	53	44
Total Deer Struck by Vehicles	235	214	252	231	267



RESIDENT SURVEY ON DEER POPULATION

To assess Wildwood resident opinions and attitudes regarding the deer population in the City of Wildwood, an opinion survey was conducted online during December 2019 – January 2020.

The online survey requested residents to answer and comment on thirteen questions. A total of 958 responses were received to the survey. Of the responses received, 72.6% stated the deer population within the City of Wildwood is too high and 70% were in favor of the City of Wildwood adopting either a sharpshooter program or trap and euthanize program to control the deer population. A sample of the survey and the tabulated results have been included with this plan.

BACKGROUND ON DEER POPULATION MANAGEMENT

The City Wildwood, through the adoption of a deer management plan, can take steps to minimize the negative impacts of deer overpopulation. This can be accomplished by controlling or reducing the deer population to an acceptable level through strategies which provide a variety of methods (including both lethal and non-lethal) to mitigate the risk of deer-human conflicts, property damage, and environmental degradation.

It is important for the deer management plan to include measures which assess the current deer population. The plan should also propose a population goal, strategies to achieve the population goal, and a method to continue to monitor the population response. Ultimately, there can only be three desired deer population management objectives: either increasing the deer population, maintaining the population, or reducing the population. Therefore, population status can be simply stated as having too many deer, about the right number of deer, or too few deer.

The challenge in establishing population goals is to balance the social and biological demands given that there are variable deer densities, habitat conditions, and resident attitudes toward deer within the City of Wildwood. Methods for establishing population reduction should consider all potentially affected interests within the City. In the end, resident attitudes toward deer and perceptions of the population will determine the success or failure of the deer management program in the City.

Recreational hunting is the preferred method for managing the deer population and the associated deer-human conflicts. However, promoting traditional hunting practices will not always be feasible, effective, or desirable. For that reason, providing alternatives to traditional hunting practices is critical to the success of this plan.

DEER MANAGEMENT PLAN

This white-tailed deer management plan was developed to provide strategies for deer management in the City of Wildwood over the next 10 years. By clarifying the deer management goals and objectives of the City of Wildwood, this plan provides an opportunity for critical input from Wildwood residents and the elected officials of the city on the direction of deer management in the city.

This plan outlines many activities that are already occurring, but also proposes new strategies to be developed during implementation of the plan. It does not outline specific operational details for strategy implementation, nor a specific timeframe or priority to the stated strategies. The specific operational details (e.g., the specific wording of a proposed ordinance change, specific population goal, detailed methodology to measure deer density, or details of

proposed managed hunts), and development of priorities will be subsequently reviewed and developed by the Deer Management Subcommittee of the Board of Public Safety. This effort will be based on the expertise of the MDC and resident feedback obtained through community engagement. These details will be evaluated, reviewed, and approved by the Board of Public Safety, and in most cases, the City Council. Therefore, assuming adoption of the plan, regular reporting on the status of the plan to the City Council is recommended.

This plan outlines the following two (2) primary goals that incorporate the current priorities for deer management in the City of Wildwood:

- 1) Proactively Manage the Deer Population in Wildwood; and
- 2) Educate, Communicate, and Engage with the Public Regarding the Deer Management Plan

DRAFT

GOALS AND OBJECTIVES

Goal 1: Proactively Manage the Deer Population in Wildwood - Proactively manage deer populations within the City to achieve densities at or below the biological and social carrying capacity and at a level which is acceptable to Wildwood residents.

The negative impacts of deer overpopulation can be reduced by reducing the deer population to acceptable levels. This can be achieved by providing a variety of strategies, that can be lethal or non-lethal alternatives, to mitigate damage risk.

Objective A –Assess and Monitor the Deer Population in the City.

While conducting deer surveys is not a necessary component of managing suburban deer (unless there is a bait-and-sharpsshoot program), surveys can be useful in justifying management actions and evaluating progress toward meeting deer population reduction goals. The following strategies will be developed in consultation with the Missouri Department of Conservation (MDC).

- Strategy 1 – Include budget appropriations for the Wildwood Precinct to compete periodic assessments of the deer population.
- Strategy 2 – Wildwood Precinct Police will work with MDC to complete periodic deer surveys during the appropriate time of year and report the results. The Wildwood Precinct Police, which has been trained to conduct deer distance sampling, completed prior deer surveys in 2018 and 2020. The Wildwood Precinct would complete this work as an overtime assignment, and the cost is expected to be less than \$1,000/Square Mile.

Objective B - Establish a Deer Population Goal for the City of Wildwood.

- Strategy 1 –Establish a goal to reduce the deer population in Wildwood to less than 40 deer / square mile.
 - This goal is based on the recommendations of the Missouri Department of Conservation (MDC) and considers the 2020 deer survey results.

Objective C - Reduce the Deer Population Within Wildwood

Most of the strategies under this objective involve supporting and encouraging safe recreational hunting, as that is the preferred method for managing the deer population.

- Strategy 1 – Consider City ordinance modifications which support deer management efforts.

- Propose a “No Feed Ordinance”.
- Develop an ordinance change to allow combining of properties to reach the 3-acre limit for archery hunting, subject to HOA approval if applicable and subject to existing hunting restrictions.
 - All requests to combine properties to meet the 3-acre minimum would require:
 - Review and authorization by the Wildwood Precinct.
 - Notice to be provided to adjacent property owners.
 - Proof of liability insurance
- Propose additional ordinance changes to promote safe archery hunting such as
 - Require marking of arrows by bow hunters.
 - Provide advance notice to neighboring property owners of permission and intent to hunt on adjacent property.
 - Provide advance notice to Wildwood Precinct of permission and intent to hunt on private property.
- Strategy 2 –Support and encourage expanded opportunities for archery hunting on private property in Wildwood.
 - Develop a program to match licensed hunters with interested private, large lot, property owners.
 - Wildwood Precinct could check that hunters are licensed as required.
 - Identify and recruit key large-lot landowners, to participate in the program. Mail postcards to these residents and hold an annual meeting to discuss and promote deer-hunting.

- Work with MDC to request an expanded season for antlerless deer hunting in Wildwood.
- Strategy 3 – Support managed deer hunts in the City of Wildwood.
 - Support and promote managed hunts on other public lands (Babler Park, Rockwoods Reservation, Greensfelder County Park).
 - Promote awareness of and raise interest in existing managed hunts through the City’s social media and website.
 - Develop and recommend a managed hunt(s) on City or private properties working with MDC.
 - A managed hunt could provide an additional opportunity for licensed hunters in Wildwood.
 - Managed hunting is an expansion of legally regulated hunting practices and it can be successful utilized to reduce the deer population. A managed hunt would use vetted and licensed hunters to manage deer populations. This would require MDC approval and Wildwood Precinct to assist. Managed hunts may utilize archery or firearms.

Objective D. Reduce the Deer – Vehicle Incidents on Roadways Within Wildwood

The Wildwood Precinct Police currently track deer-vehicle incidents on an annual basis. That effort is part of the Wildwood annual crash reporting and is a low-cost method to track trends in human-deer conflicts.

- Strategy 1 – Monitor and report the number and location of deer strikes on public roadways within Wildwood on an annual basis.
 - Evaluate deer strike data for areas that warrant consideration for additional traffic control measures or to locate priority areas for future harvest.
- Strategy 2 – Consider the implementation of new technologies which may be able to reduce the number or severity of deer strikes.

Goal 2: Educate, Communicate, and Engage with the Public Regarding the Deer Management Plan

Provide information to the public about all aspects of deer management in the City of Wildwood and create opportunities for additional public engagement in the implementation of the plan.

Objective A. Educate residents on the deer management plan.

- Strategy 1 – Develop promotional flyers or materials to educate residents on the deer management plan and how best to live with deer.
- Strategy 2 – Complete an annual social media campaign to promote the deer management plan.
- Strategy 3 - Promote the deer management plan through City of Wildwood website, Wildwood E-Newsletter, etc.
- Strategy 4 – Promote and educate residents on the use of deer damage prevention techniques including fencing, repellants, scare tactics. Deer damage control methods are an important component of managing human-deer conflict. Providing this information on the City website and promoting it through our E-Newsletter will help promote these efforts.

Objective B. Ensure resident engagement in deer management plan decisions and clearly communicate outcomes.

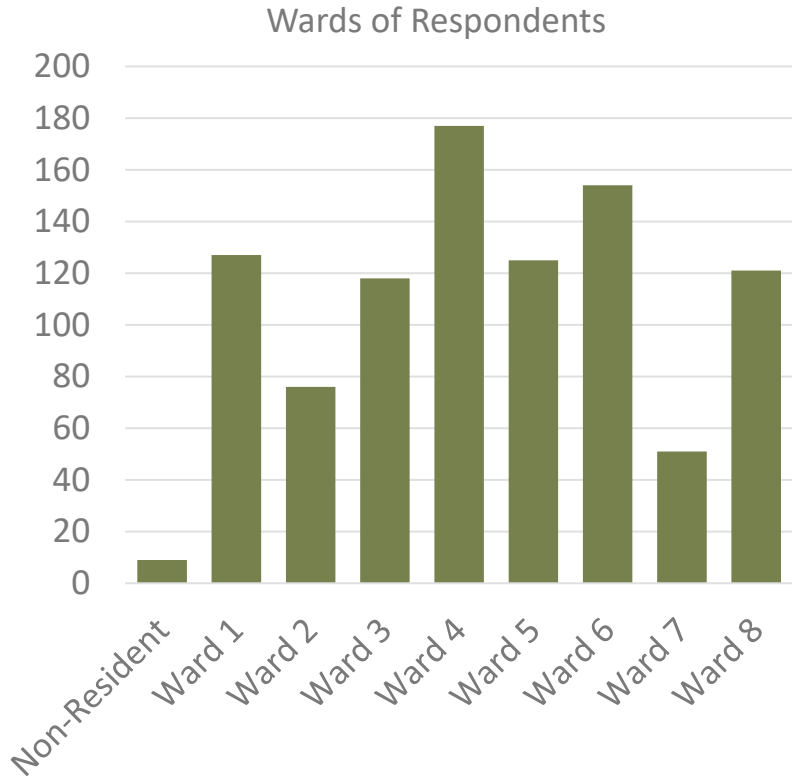
- Strategy 1 – As necessary, engage various residents through surveys, public meetings/open houses, and or other appropriate public input venues to ensure resident interests are considered.



WILDWOOD

City of Wildwood: Deer Management Survey

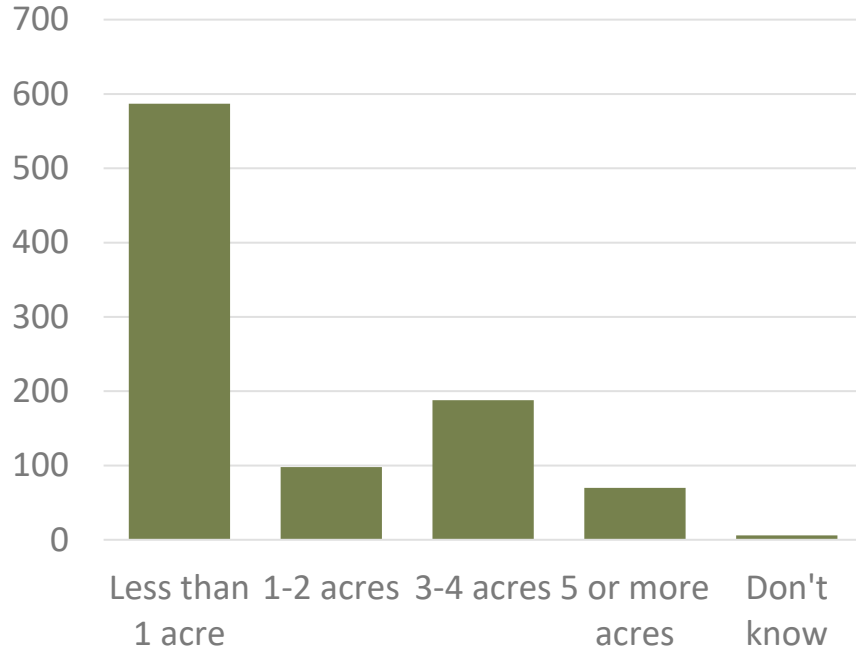
Q1: In which ward do you live?



Ward	Percentage of Responses	Number of Responses
Not a Wildwood Resident	0.9%	9
Ward 1	13.3%	127
Ward 2	7.9%	76
Ward 3	12.3%	118
Ward 4	18.5%	177
Ward 5	13.1%	125
Ward 6	16.1%	154
Ward 7	5.3%	51
Ward 8	12.6%	121
Total	100.0%	958

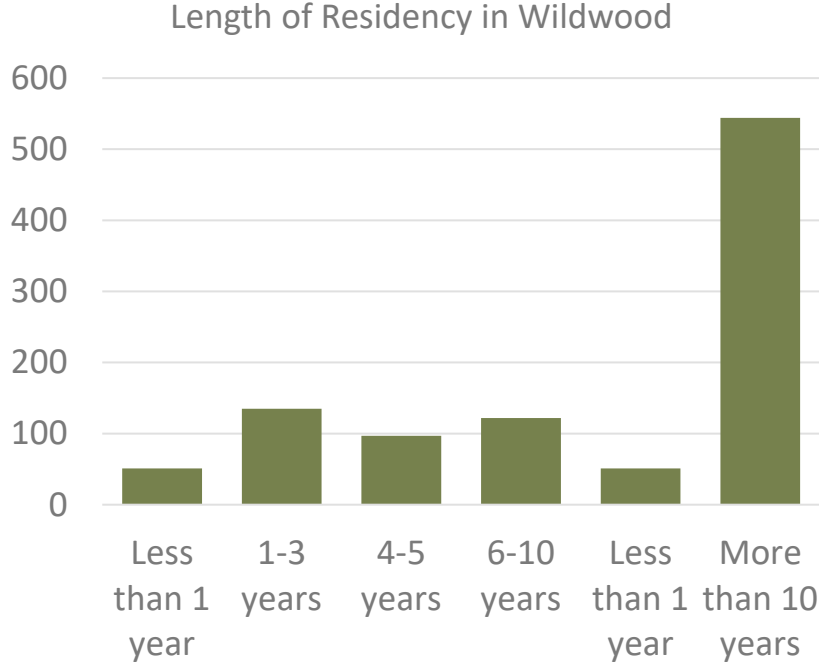
Q2: What size is your lot/property?

Lot Size of Respondents



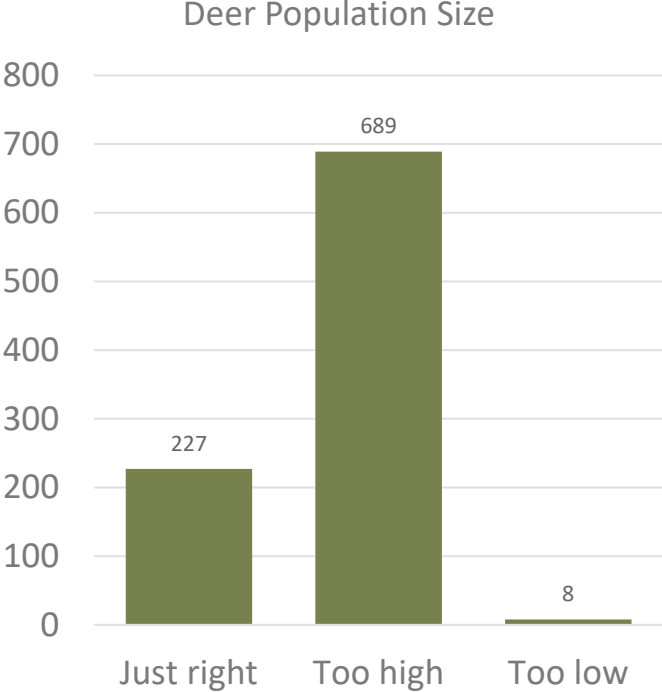
Size	Percentage of Responses	Number of Responses
Less than 1 acre	61.9%	587
1-2 acres	10.3%	98
3-4 acres	19.8%	188
5 or more acres	7.4%	70
Don't know	0.6%	6
Total	100.0%	949

Q3: How long have you lived in Wildwood?



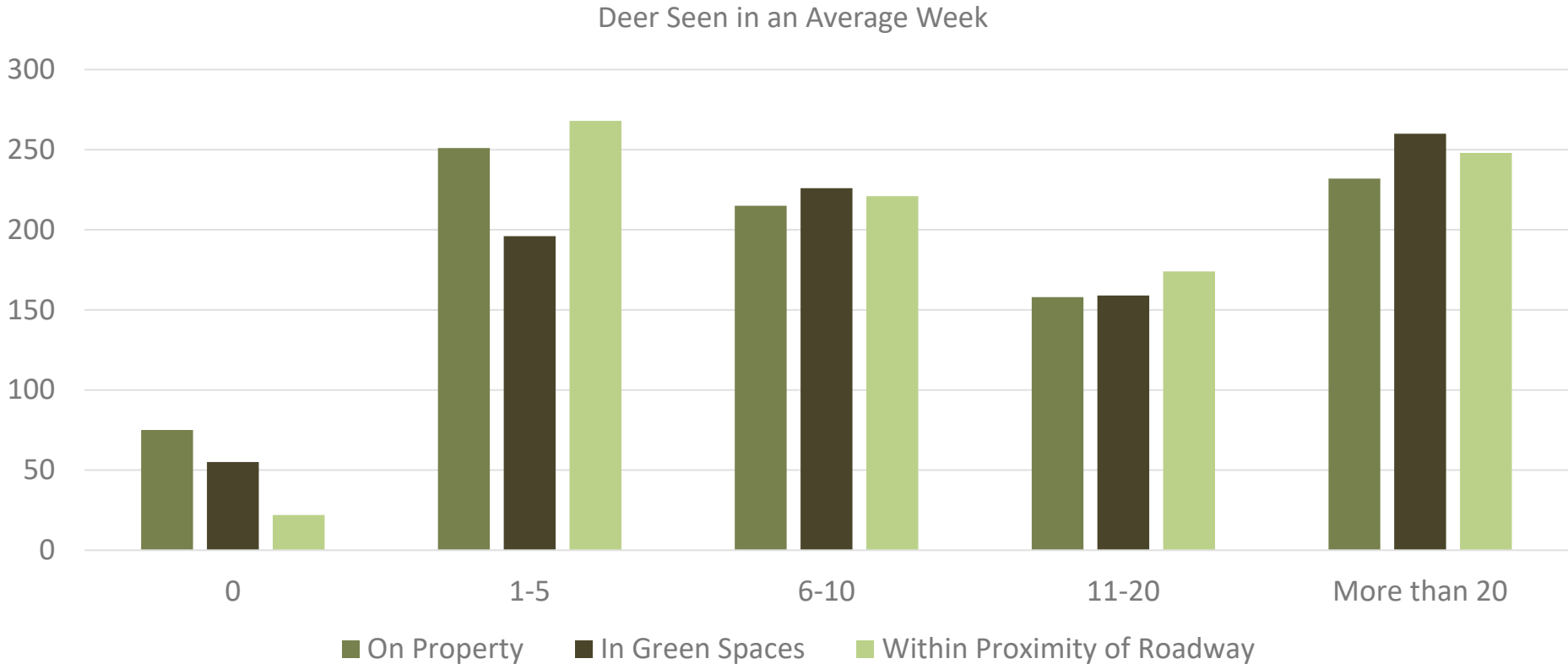
Years	Percentage of Responses	Number of Responses
Less than 1 year	5.4%	51
1-3 years	14.2%	135
4-5 years	10.2%	97
6-10 years	12.8%	122
More than 10 years	57.3%	544
Total	100.0%	949

Q4: Within Wildwood City limits, do you believe the deer population is:



Ward	Just right	Too high	Too low	Missing/ Skipped
Ward 1	19.7% (25)	74.8% (95)	0.0% (0)	5.5% (7)
Ward 2	13.2% (10)	84.2% (64)	0.0% (0)	2.6% (2)
Ward 3	18.6% (22)	78.0% (92)	0.8% (1)	2.5% (3)
Ward 4	16.4% (29)	81.9% (145)	0.0% (0)	1.7% (3)
Ward 5	21.6% (27)	73.6% (92)	2.4% (3)	2.4% (3)
Ward 6	35.1% (54)	63.6% (98)	0.0% (0)	1.3% (2)
Ward 7	35.3% (18)	62.7% (32)	2.0% (1)	0.0% (0)
Ward 8	34.7% (42)	58.7% (71)	2.5% (3)	4.1% (5)
Total	23.9% (227)	72.6% (689)	0.8% (8)	2.6% (25)

Q5: In an average WEEK (within Wildwood city limits), how many deer do you see in the following spaces?



Q5: In an average WEEK (within Wildwood city limits), how many deer do you see on your property?

Ward	0	1-5	6-10	11-20	More than 20	Missing/ Skipped
Ward 1	2.4% (3)	25.2% (32)	20.5% (26)	22% (28)	26% (33)	3.9% (5)
Ward 2	0% (0)	21.1% (16)	25% (19)	19.7% (15)	32.9% (25)	1.3% (1)
Ward 3	3.4% (4)	23.7% (28)	22.9% (27)	19.5% (23)	29.7% (35)	0.8% (1)
Ward 4	1.7% (3)	16.9% (30)	21.5% (38)	20.9% (37)	37.3% (66)	1.7% (3)
Ward 5	16% (20)	29.6% (37)	20% (25)	17.6% (22)	15.2% (19)	1.6% (2)
Ward 6	1.3% (2)	24% (37)	33.1% (51)	14.3% (22)	26.6% (41)	0.6% (1)
Ward 7	31.4% (16)	47.1% (24)	11.8% (6)	7.8% (4)	0% (0)	2% (1)
Ward 8	22.3% (27)	38.8% (47)	19% (23)	5.8% (7)	10.7% (13)	3.3% (4)
Total	7.9% (75)	26.4% (251)	22.7% (215)	16.6% (158)	24.4% (232)	1.9% (18)

Q5: In an average WEEK (within Wildwood city limits), how many deer do you see in your local green spaces (such as parks or common ground)?

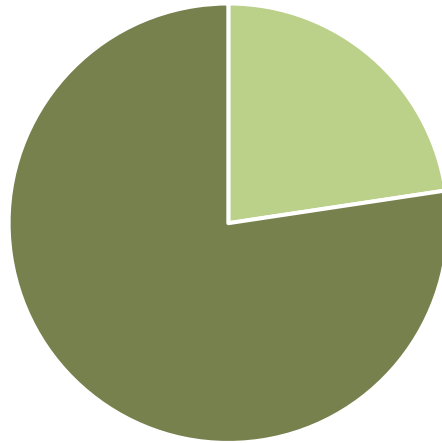
Ward	0	1-5	6-10	11-20	More than 20	Missing/ Skipped
Ward 1	8.7% (11)	11.8% (15)	22.8% (29)	15% (19)	33.9% (43)	7.9% (10)
Ward 2	1.3% (1)	18.4% (14)	19.7% (15)	13.2% (10)	40.8% (31)	6.6% (5)
Ward 3	2.5% (3)	18.6% (22)	19.5% (23)	19.5% (23)	34.7% (41)	5.1% (6)
Ward 4	4.5% (8)	13.6% (24)	19.2% (34)	23.2% (41)	35.6% (63)	4% (7)
Ward 5	2.4% (3)	20.8% (26)	29.6% (37)	15.2% (19)	25.6% (32)	6.4% (8)
Ward 6	5.2% (8)	18.2% (28)	29.2% (45)	14.9% (23)	25.3% (39)	7.1% (11)
Ward 7	9.8% (5)	49% (25)	19.6% (10)	15.7% (8)	3.9% (2)	2% (1)
Ward 8	13.2% (16)	34.7% (42)	27.3% (33)	13.2% (16)	7.4% (9)	4.1% (5)
Total	5.8% (55)	20.7% (196)	23.8% (226)	16.8% (159)	27.4% (260)	5.6% (53)

Q5: In an average WEEK (within Wildwood city limits), how many deer do you see within proximity of a roadway?

Ward	0	1-5	6-10	11-20	More than 20	Missing/ Skipped
Ward 1	0% (0)	26.8% (34)	22% (28)	16.5% (21)	32.3% (41)	2.4% (3)
Ward 2	1.3% (1)	21.1% (16)	15.8% (12)	19.7% (15)	39.5% (30)	2.6% (2)
Ward 3	1.7% (2)	22% (26)	19.5% (23)	23.7% (28)	31.4% (37)	1.7% (2)
Ward 4	0% (0)	19.2% (34)	19.8% (35)	24.3% (43)	35.6% (63)	1.1% (2)
Ward 5	4% (5)	26.4% (33)	28% (35)	19.2% (24)	19.2% (24)	3.2% (4)
Ward 6	1.9% (3)	31.2% (48)	24% (37)	14.9% (23)	27.3% (42)	0.6% (1)
Ward 7	7.8% (4)	45.1% (23)	29.4% (15)	13.7% (7)	3.9% (2)	0% (0)
Ward 8	5.8% (7)	44.6% (54)	29.8% (36)	10.7% (13)	7.4% (9)	1.7% (2)
Total	2.3% (22)	28.2% (268)	23.3% (221)	18.3% (174)	26.1% (248)	1.7% (16)

Q6: Deer can cause damage to lawns and landscaping. Have you experienced damage to your lawn / landscaping from deer in the last three years?

Damage to Lawn/Landscaping in Last 3 Years



■ No ■ Yes

Ward	No	Yes	Missing/ Skipped
Ward 1	23.6% (30)	74% (94)	2.4% (3)
Ward 2	10.5% (8)	88.2% (67)	1.3% (1)
Ward 3	21.2% (25)	78% (92)	0.8% (1)
Ward 4	12.4% (22)	86.4% (153)	1.1% (2)
Ward 5	20% (25)	78.4% (98)	1.6% (2)
Ward 6	27.9% (43)	71.4% (110)	0.6% (1)
Ward 7	37.3% (19)	62.7% (32)	0% ()
Ward 8	33.1% (40)	65.3% (79)	1.7% (2)
Total	22.3% (212)	76.4% (725)	1.3% (12)

Q7: What was the estimated cost of the damage to your lawn/landscaping?

Cost of Damage to Landscaping

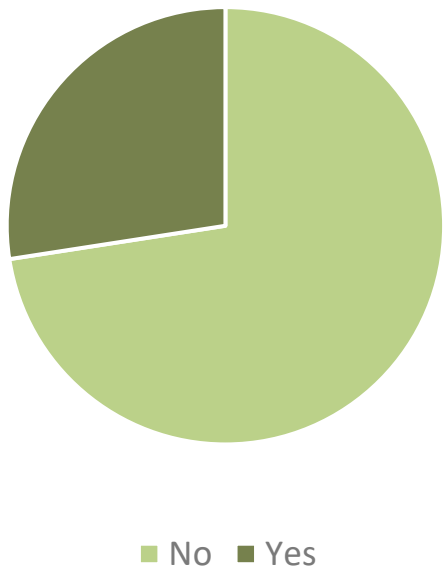


Q7: What was the estimated cost of the damage to your lawn/landscaping?

Ward	\$0-100	\$101-\$500	\$501-\$1000	\$1001+	N/A or Missing
Ward 1	15.7% (20)	33.9% (43)	9.4% (12)	13.4% (17)	27.6% (35)
Ward 2	13.2% (10)	32.9% (25)	17.1% (13)	25% (19)	11.8% (9)
Ward 3	18.6% (22)	32.2% (38)	14.4% (17)	11.9% (14)	22.9% (27)
Ward 4	18.1% (32)	33.9% (60)	15.8% (28)	16.9% (30)	15.3% (27)
Ward 5	21.6% (27)	32.8% (41)	16% (20)	8% (10)	21.6% (27)
Ward 6	20.1% (31)	25.3% (39)	16.2% (25)	9.1% (14)	29.2% (45)
Ward 7	35.3% (18)	15.7% (8)	5.9% (3)	5.9% (3)	37.3% (19)
Ward 8	26.4% (32)	26.4% (32)	5.8% (7)	6.6% (8)	34.7% (42)
Total	20.2% (192)	30.1% (286)	13.2% (125)	12.1% (115)	24.3% (231)

Q8: In the past five years, within Wildwood City limits, have you or a member of your household been involved in a motor vehicle accident or collision involving a deer in the roadway?

Motor Vehicle Accidents Involving Deer
in the Last 5 Years



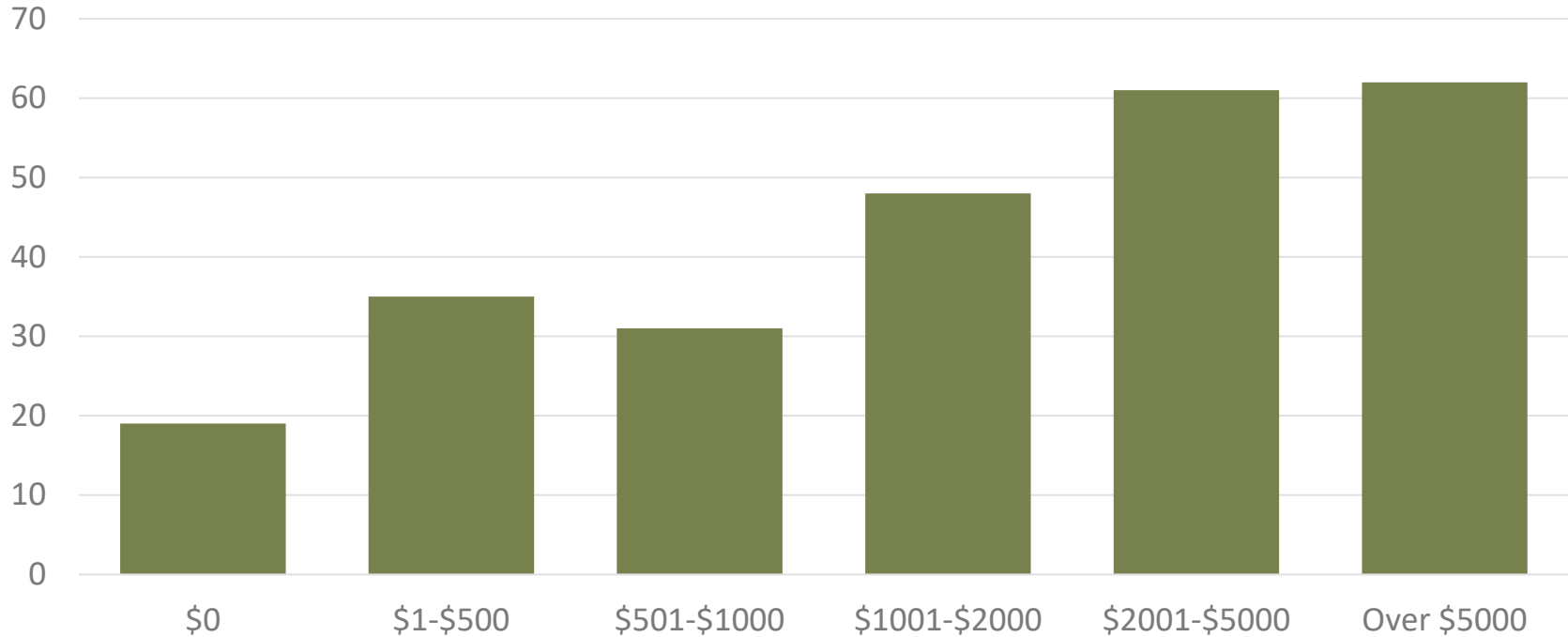
Ward	No	Yes	Missing/ Skipped
Ward 1	63.8% (81)	33.1% (42)	3.1% (4)
Ward 2	72.4% (55)	26.3% (20)	1.3% (1)
Ward 3	68.6% (81)	30.5% (36)	0.8% (1)
Ward 4	71.2% (126)	27.1% (48)	1.7% (3)
Ward 5	72.8% (91)	25.6% (32)	1.6% (2)
Ward 6	70.1% (108)	28.6% (44)	1.3% (2)
Ward 7	78.4% (40)	21.6% (11)	0% (0)
Ward 8	78.5% (95)	19% (23)	2.5% (3)
Total	71.3% (677)	27% (256)	1.7% (16)

Q9: Please estimate the cost of the damage to your vehicle, and/or hospital bills, from the previously mentioned accident, or accidents, involving deer in the roadway.

Ward	\$0	\$1- \$500	\$501- \$1000	\$1001- \$2000	\$2001- \$5000	Over \$5000	N/A
Ward 1	2.4% (3)	3.1% (4)	6.3% (8)	3.1% (4)	7.1% (9)	10.2% (13)	67.7% (86)
Ward 2	0% ()	2.6% (2)	0% ()	10.5% (8)	5.3% (4)	7.9% (6)	73.7% (56)
Ward 3	1.7% (2)	4.2% (5)	4.2% (5)	2.5% (3)	11.9% (14)	5.9% (7)	69.5% (82)
Ward 4	4% (7)	5.1% (9)	2.8% (5)	5.1% (9)	6.2% (11)	4% (7)	72.9% (129)
Ward 5	0.8% (1)	2.4% (3)	1.6% (2)	8% (10)	8% (10)	4.8% (6)	74.4% (93)
Ward 6	3.2% (5)	3.2% (5)	3.9% (6)	5.8% (9)	5.8% (9)	7.1% (11)	70.8% (109)
Ward 7	2% (1)	5.9% (3)	0% ()	2% (1)	2% (1)	9.8% (5)	78.4% (40)
Ward 8	0% ()	3.3% (4)	4.1% (5)	3.3% (4)	2.5% (3)	5.8% (7)	81% (98)
Total	2% (19)	3.7% (35)	3.3% (31)	5.1% (48)	6.4% (61)	6.5% (62)	73% (693)

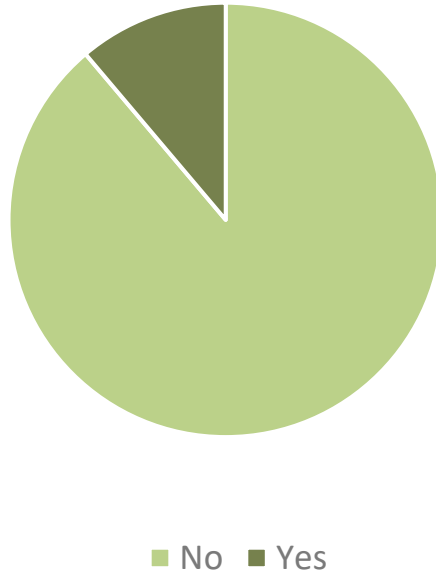
Q9: Please estimate the cost of the damage to your vehicle, and/or hospital bills, from the previously mentioned accident, or accidents, involving deer in the roadway.

Cost of Damage to Vehicle and/or Hospital Bills



Q10: While living in Wildwood, have you or anyone in your household been treated for a tick-borne illness?

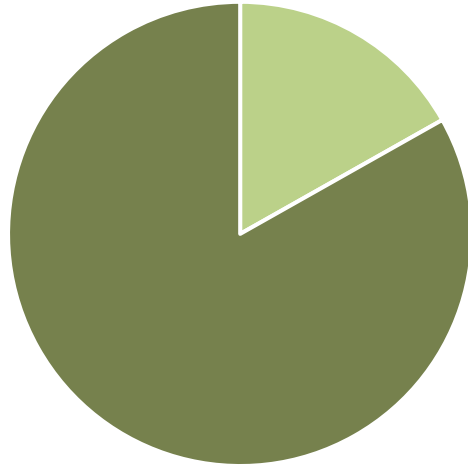
Tick-Borne Illness While Living in Wildwood



Ward	No	Yes	Missing/ Skipped
Ward 1	76.4% (97)	18.1% (23)	5.5% (7)
Ward 2	84.2% (64)	14.5% (11)	1.3% (1)
Ward 3	92.4% (109)	6.8% (8)	0.8% (1)
Ward 4	90.4% (160)	7.9% (14)	1.7% (3)
Ward 5	91.2% (114)	7.2% (9)	1.6% (2)
Ward 6	82.5% (127)	16.9% (26)	0.6% (1)
Ward 7	90.2% (46)	9.8% (5)	0% (0)
Ward 8	90.9% (110)	6.6% (8)	2.5% (3)
Total	87.1% (827)	11% (104)	1.9% (18)

Q11: Do you support Wildwood adopting a "No Feeding Ordinance"?

Support Adopting a "No Feeding Ordinance"

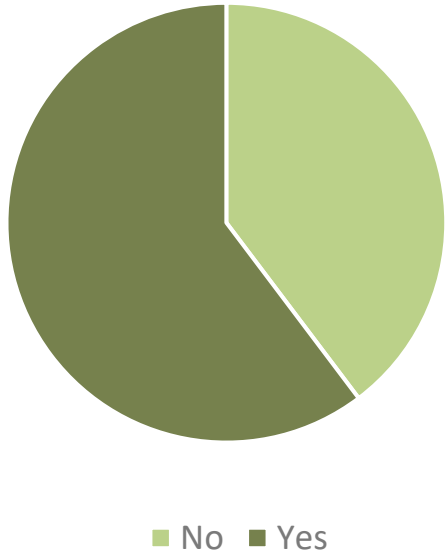


■ No ■ Yes

Ward	No	Yes	Missing/ Skipped
Ward 1	18.1% (23)	76.4% (97)	5.5% (7)
Ward 2	13.2% (10)	85.5% (65)	1.3% (1)
Ward 3	11.9% (14)	87.3% (103)	0.8% (1)
Ward 4	11.9% (21)	86.4% (153)	1.7% (3)
Ward 5	20% (25)	76.8% (96)	3.2% (4)
Ward 6	22.7% (35)	76% (117)	1.3% (2)
Ward 7	13.7% (7)	86.3% (44)	0% (0)
Ward 8	17.4% (21)	79.3% (96)	3.3% (4)
Total	16.4% (156)	81.2% (771)	2.3% (22)

Q12: Would you be in favor of allowing adjacent property owners to combine their lots in order to meet the three-acre minimum, which would allow hunting, subject to City or Homeowner's Association approval?

In Favor of Combining Lots for Three-Acre Minimum



Ward	No	Yes	Missing/ Skipped
Ward 1	39.4% (50)	55.1% (70)	5.5% (7)
Ward 2	30.3% (23)	68.4% (52)	1.3% (1)
Ward 3	41.5% (49)	56.8% (67)	1.7% (2)
Ward 4	36.2% (64)	61.6% (109)	2.3% (4)
Ward 5	36% (45)	60.8% (76)	3.2% (4)
Ward 6	42.2% (65)	55.2% (85)	2.6% (4)
Ward 7	39.2% (20)	58.8% (30)	2% (1)
Ward 8	40.5% (49)	53.7% (65)	5.8% (7)
Total	38.5% (365)	58.4% (554)	3.2% (30)

Q13: Are you in favor of the City of Wildwood adopting a sharpshooter program or a trap and euthanize program, to periodically manage the number of deer in Wildwood?

Ward	sharpshooter program	trap & euthanize program	either program	neither program	Missing/ Skipped
Ward 1	22% (28)	3.9% (5)	43.3% (55)	25.2% (32)	5.5% (7)
Ward 2	18.4% (14)	3.9% (3)	52.6% (40)	22.4% (17)	2.6% (2)
Ward 3	18.6% (22)	8.5% (10)	46.6% (55)	22.9% (27)	3.4% (4)
Ward 4	13.6% (24)	11.9% (21)	52.5% (93)	17.5% (31)	4.5% (8)
Ward 5	9.6% (12)	12% (15)	53.6% (67)	22.4% (28)	2.4% (3)
Ward 6	19.5% (30)	4.5% (7)	38.3% (59)	35.1% (54)	2.6% (4)
Ward 7	17.6% (9)	2% (1)	49% (25)	31.4% (16)	0% ()
Ward 8	13.2% (16)	6.6% (8)	41.3% (50)	33.9% (41)	5% (6)
Total	16.3% (155)	7.4% (70)	46.8% (444)	25.9% (246)	3.6% (34)